

BOULEVARD SL

This unique clean-burning fireplace features an elegant linear burner mounted between a matte-finished black full panel at the rear and a short tempered-glass deflector panel at the front. Aided by multiple reflections through the glass in front, the Boulevard SL creates high-definition contrast between the flames and the black panel. With its clean lines and muted black finish, the Boulevard SL represents the last word in contemporary styling.



Vent-Free Boulevard SL shown surface-mount installed with Convex Decorative Front

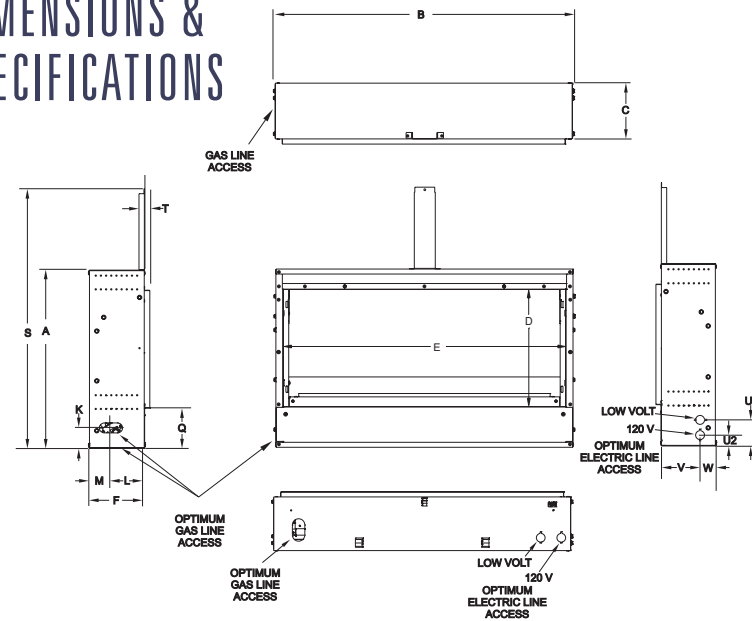
Designed to add drama and ambiance to any room, the vent-free Boulevard SL can serve as an effective zone heater when needed. Rated at 14,000 Btu for Natural Gas and 12,000 Btu for LP, the Boulevard SL easily maintains a comfortable temperature for up to 417 square feet. This vent-free system is equipped with a state-of-art safety pilot system to turn off gas to the system if the flame is extinguished, plus an Oxygen Depletion Sensor to continuously monitor CO₂ levels. A fine mesh screen across the front protects against accidentally touching the flames.

Every Boulevard SL includes an electronic intermittent ignition system that eliminates the standing pilot to help you save energy and money. The system includes a battery back-up switch to standing pilot to operate during power outages. The fireplace ships with an on/off wall switch to mount outside the fireplace. Upgrade to an optional wall thermostat, remote control thermostat, or even a programmable remote.

Sized to fit in a stud wall, the Boulevard SL conceals its valve and control module below the burner. Openings in the casing let you route the gas supply from below, the side, or the back.

Actual depth of the Boulevard SL

DIMENSIONS & SPECIFICATIONS



| MODEL | BTU | A | B | C | D | E | F |
|--------------|--------|--------|--------|-------|--------|--------|-------|
| VFSL30FP (P) | 12,000 | 17-7/8 | 30-1/4 | 5-1/2 | 11-3/4 | 28-3/8 | 5-1/2 |
| VFSL30FP (N) | 14,000 | 17-7/8 | 30-1/4 | 5-1/2 | 11-3/4 | 28-3/8 | 5-1/2 |

Measurements given in inches; For complete dimensions and specifications please see owner's manual.

WARRANTY: All Vent-Free products carry a 5-year limited warranty with a 5-year limited labor warranty. Remote control systems carry a 1-year limited parts warranty.

TYPE OF GAS (State on Order): Natural or LP

Authorized Dealer:

Member of the following industry associations:



This appliance is design-certified to the ANSI standard by:



Empire is committed to continuous product improvement; specifications are subject to change without notice. Dimensions in this brochure are approximate; read and follow the framing dimensions in the owner's manual supplied with your Empire product.

Empire Comfort Systems has manufactured safe, reliable heating systems since 1932. We take pride in our reputation for quality products, backed by the best sales, service, and distribution network in this industry. These fireplaces combine proven technologies with exceptional artistry and craftsmanship to add beauty and warmth to any home.

Refer to your Owner's Manual for complete installation and safety information.



918 Freeburg Avenue
Belleville, IL 62220
info@empirecomfort.com

00979 6/26/15

www.empirecomfort.com

Boulevard SL
VENT-FREE LINEAR FIREPLACES

THE SLIM VENT-FREE
FIREPLACE THAT REDEFINES
FORM AND FUNCTION



www.empirecomfort.com

Boulevard SL

VENT-FREE CLEAN BURN FIREPLACE



Vent-Free Boulevard SL shown installed partially in-wall with Mitered Decorative Front



VERSATILE INSTALLATION

Recessed Installation

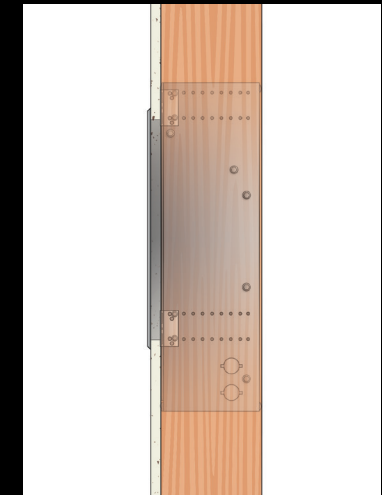
At just 5 1/2 inches deep the Boulevard SL is the first vent-free fireplace that can install fully in a 2 x 6 stud-framed wall. Add tile right up to the rectangular opening to create a stunningly beautiful, amazingly efficient clean-face fireplace. The optional trim kit finishes the opening and adjusts for different depths of tile or stone. Recessed installation requires installing the included non-combustible material above and to the sides of the fireplace, and tile or stone to the fireplace opening. The optional trim kit hides tile edges, and adjusts from 1/2 to 1 inch.

Partially Recessed Installation

In a 2 x 4 framed wall, the Boulevard SL can install, partially in the wall and finish with one of two fronts. Partially recessed installation requires installing included non-combustible material above fireplace, and a Mitered or Convex Decorative Front.


Surface-Mount Installation

With the available fireplace wrap, the Boulevard SL can be hung like framed art on any wall – including brick, stone, or conventional drywall – and finished with a decorative front. Surface-Mount installation requires a Mitered or Convex Decorative Front and a Fireplace Wrap.




Recessed Installation
shown in 2x6 stud walls

(Framing: 29-3/8" x 30-3/4" x 5-1/2")



Partially Recessed Installation
shown in 2x4 stud walls

(Framing: 18" x 30-3/4" x 3-1/2")



Surface-Mount Installation

(No Framing)

For complete framing dimensions and specifications please see owner's manual.