




## Renegade Clean-Face Direct-Vent Fireplace WITH TRUFLAME TECHNOLOGY





Renegade 40-Inch  
Clean-Face Fireplace  
with Black Porcelain Liner

# THE SCIENCE BEHIND THE FIRE



Whether you choose the 36-inch or 40-inch model, the Renegade is a visually stunning fireplace. What you can't see makes it even more impressive. TruFlame Technology – featuring a ceramic catalyst – minimizes emissions while maximizing heat efficiency. This results in the most realistic flames, reminiscent of a wood-burning fire.

An external air control eliminates the guesswork during setup and allows your dealer to fine tune the flame, ensuring a beautiful fire.





Renegade 40-inch Clean-Face  
Fireplace with Traditional  
Stone Liner, Decorative Front  
in Forged Iron with Rectangle  
Insert, Andirons, and built-in  
Accent Lighting

## FIREPLACE FEATURES

- Richly detailed 14-piece log set includes three ember chunks – plus a bed of lava rock and glowing embers for added realism
- Ceramic Glass Window provides better heat transfer
- TruFlame Technology with catalyst reduces emissions and increases efficiency resulting in the most realistic flames
- Externally adjustable air control lets your installer fine tune your fireplace while it's running to ensure great-looking flames and exceptional performance
- Multifunction Remote Control with intuitive on-screen icons operates burners, two overhead dimmer lights, and the optional blower (if installed)
- Remote operates in three modes:
  - Conventional Thermostat (cycles on and off on high output to maintain temperature)
  - Smart Thermostat (matches heat output to room demand)
  - Manual (control the fireplace from the comfort of the couch – including independent operation of front and rear burners for up to 70-percent turndown)
- Available in Nat (47,500 Btu) or LP (45,000 Btu) for 40-inch model; Nat (40,000 Btu) or LP (40,000 Btu) for 36-inch model

## INSTALLATION CONSIDERATIONS

The clean-face design allows tile, stone or other materials to be applied all the way to the fireplace opening to create a true site-built installation. Direct-Vent technology offers the versatility of installing the Renegade almost anywhere in your home.

# ACCESSORIZE WITH LINERS & MORE


(Liner Required)



Traditional Stone Ceramic Fiber Liner with ceiling and floor - Large irregular square-cut stones artfully fitted together



Rustic Cottage Brick Ceramic Fiber Liner with ceiling and floor - Ruddy fire-worn bricks in conventional courses




Black Porcelain Liner with matte black ceiling and floor - Reflects the flames to add the illusion of depth



Decorative Andirons



Optional Variable-Speed Double Blower




Decorative Front - Rough-hewn Forged Iron provides a simple border to the fireplace opening. Available Forged Iron Insert installs inside the frame - choose Rectangle (shown) or \*Arch

\*Decorative Front shown with Arch Insert on front cover



Decorative Door Set with Frame in Forged Iron



Beveled Window Frame 1.5-inch, Brushed Nickel - Adds a modern touch to help transition from the hearth to a more contemporary living space

Dimensions (in inches)		
DIMENSION	DVCT36CFP	DVCT40CFP
A	40 3/4	42 3/4
B	45	49
C	22 1/8	24
D	34 1/2	36 1/2
E	36 7/8	40 13/16
F	17 1/4	16 7/8
G	33	36 1/8
H	N/A	N/A
I	22 1/2	24 1/2
J	10 1/4	10 1/16
K	11 1/4	11 1/4
L	17	19 3/8
M	5 1/8	5 3/16
N	28 3/8	31 1/2
O	31 3/4	37 3/8
P	12	14
Q	1 1/2	1 1/2
R	40 5/16	42 5/16

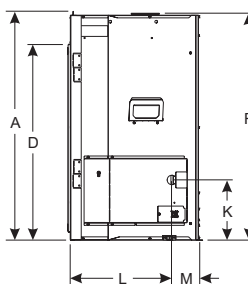
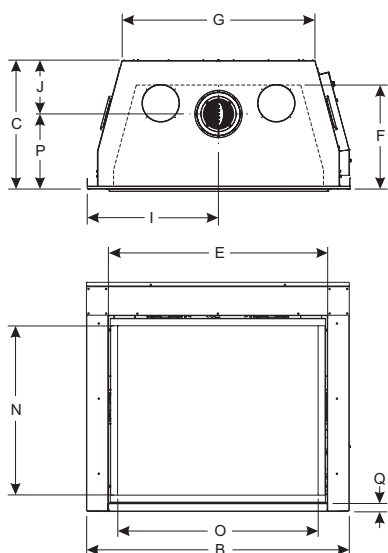
Btus (Max / Min)		
	DVCT36CFP	DVCT40CFP
Natural	40,000 / 11,000*	47,500 / 14,500*
LP	40,000 / 13,000*	45,000 / 16,000*

\*Minimum with front burner only

Framing Dimensions (in inches)		
	DVCT36CFP	DVCT40CFP
Height	51 1/2	53 1/2
Width	45 1/2	49 1/2
Depth	22 1/8	24

Specifications	
Type of Gas (State on Order)	Natural or LP
Iron Pipe Size (N.P.T.)	1/2-inch
Ignition System	Multifunction Remote
Venting	5 x 8 inch

Warranty
10-year limited warranty on combustion chamber, limited lifetime on glass. All other parts carry a three-year limited warranty. All remote controls carry a one-year limited warranty.



Member of the following industry associations:



This appliance is design-certified to the ANSI standard by:



Empire is committed to continuous product improvement; specifications are subject to change without notice. Dimensions in this brochure are approximate; read and follow the framing dimensions in the owners manual supplied with your Empire product. Flame size, shape, and color will vary from photos. Our mantels feature natural veneers and hand-rubbed finishes - wood grain and color will vary. Adjust light levels and use "natural light" incandescent bulbs to enhance the dramatic look for your wooden mantel.

Empire Comfort Systems Inc.  
918 Freeburg Ave.  
Belleville, IL 62220-2623  
info@empirecomfort.com  
AH-00988 3/01/17

The Empire Comfort Systems and American Hearth names and logos are registered U.S. trademarks.